

Standard Operating Procedure: CenTre Tumble Dryer



Trust ref:C72/2024

1. Introduction and overarching policy/guideline

- The purpose of this standard operating procedure (SOP) is to ensure that all CenTre staff are aware of the correct process for Drying CenTre linen using the tumble dryer situated in the trolley store, CenTre Base, Castle Donnington).
- The objective of the SOP is to outline the roles and responsibilities expected of all staff when using the tumble dryer and putting linen away.
- The SOP will be widely disseminated and readily accessible.
- This SOP was written with reference to the UHL Hospital linen infection prevention principles.

2. Scope

- The SOP applies to all members of staff within CenTre who are involved in the processes of using the tumble dryer and putting linen away. The methods outlined in the SOP should be used at all times.
- For the purposes of this SOP the definition of linen includes the CenTre neo restraint harnesses, Traveller RS harnesses, fleece blankets, incubator covers as well as hospital towels and sheets. All items should be suitable for high temperature cleaning, disinfection and tumble drying.

3. Definitions

None

4. General Principles


- This SOP seeks to standardise practice and ensure that correct Infection Prevention practices are adhered to at all times when handling linen and operating the Tumble dryer.

5. Procedure


- Only use the machine for sheets, towels, fleece blankets, incubator covers, and traveller RS harnesses (when we begin to use them).
- Do not put the neo restraint harnesses in the tumble dryer, place them on the drying rack to air dry.

- Wherever possible all hospital sheets, towels and blankets should go to the hospital laundry in the receiving hospital for washing and drying.
- Clean wet linen should be collected in a clean plastic wash basket.

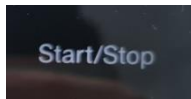
- Turn the tumble dryer on using the power button.
- Ensure that the dial is set to cottons normal.



- This will then set the machine to **Cottons normal, 0:57h.**



- Once settings confirmed press start.
- Wipe down the outside of the tumble dryer with Clinell Wipes in preparation for removing the clean linen from the dryer to prevent any cross-contamination.
- The tumble dryer is shared between CenTre and CoMET.
- If any error messages are displayed please report it to the lease company Wash Works on 0116 478388 or email Hello@washworks.co.uk.
- If there are any plumbing issues please report to Bellrock helpdesk on 03301 344856. Once reported please place a sign in a prominent position on or close to the fault.



3. Education & Training

- Staff to ensure they undertake the yearly Infection Prevention eLearning module.
- Training and education in the processes of pathogen control, disinfection and hygiene (including hand hygiene), exposure to blood borne viruses, health and safety and infection risk reduction (including waste disposal) should be part of staff induction programmes.

- As part of the induction process this procedure will be fully explained to new members of staff (where relevant).
- Any changes to the SOP will be widely communicated to relevant staff by the education or clinical practice leads.

4. Supporting References

- [Hospital Linen Infection Prevention UHL Policy](#) Trust ref: B14/2012
- [Infection Prevention UHL Policy](#) Trust ref: B4/2005

5. Key Words

Linen, cleaning, decontamination, Laundry.

The Trust recognises the diversity of the local community it serves. Our aim therefore is to provide a safe environment free from discrimination and treat all individuals fairly with dignity and appropriately according to their needs.

As part of its development, this policy and its impact on equality have been reviewed and no detriment was identified.

CONTACT AND REVIEW DETAILS			
SOP Lead – Sophie Stephenson			Executive Lead Chief Nurse
Details of Changes made during review: New tumble dryer and location			
Date	Issue Number	Reviewed By	Description Of Changes (If Any)
November 2024	1	CenTre Governance UHL Women’s Quality & Safety Board	New document